


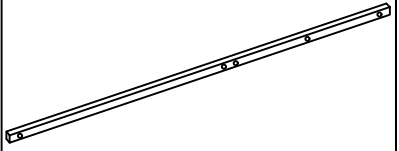
ASSEMBLY INSTRUCTION

HARDWARE LIST

ITEM	DESCRIPTION	QTY
A	SCREW 30 mm 	10 pcs

ITEM : SORRENTO, DRESSER MIRROR

PART LIST

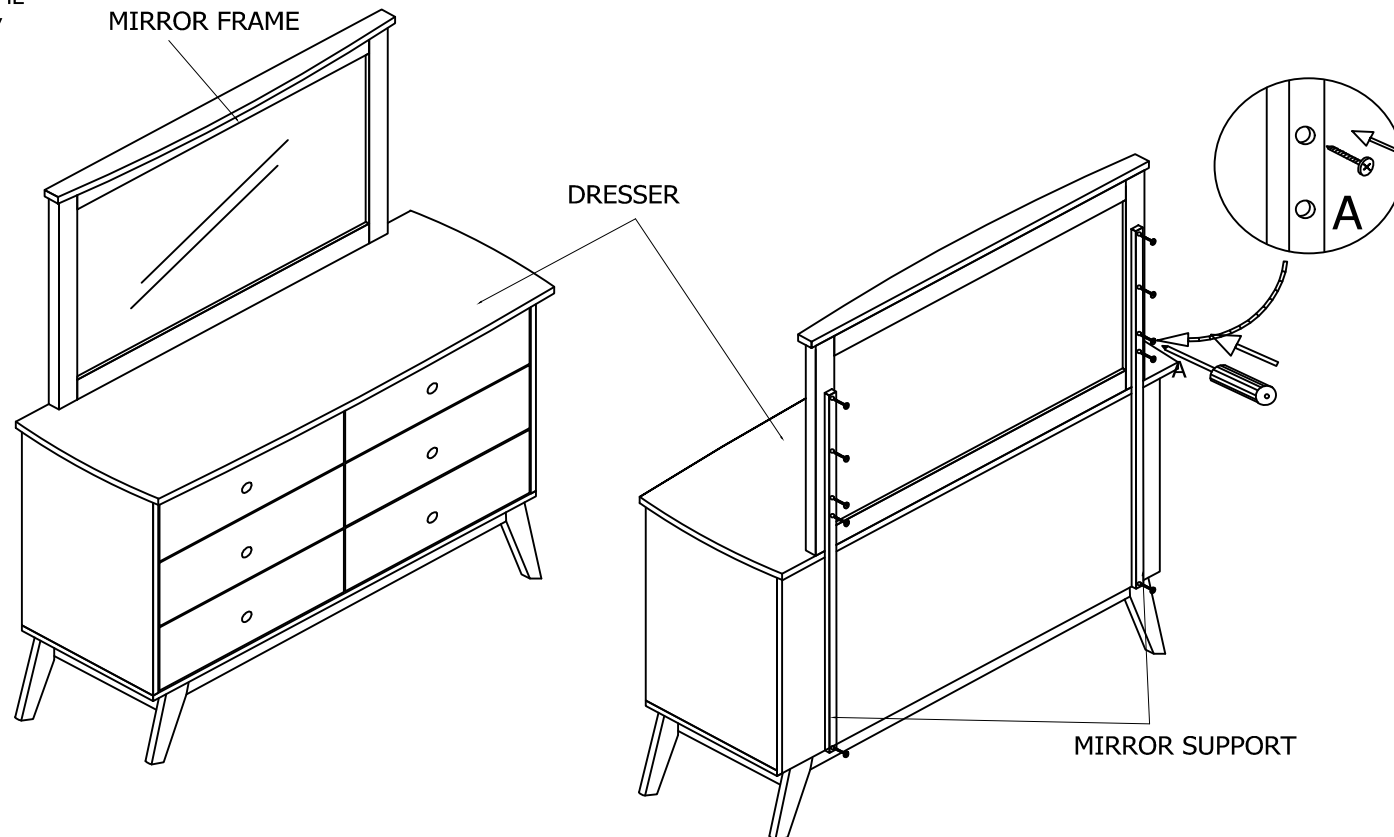
PART / DESCRIPTION	QTY
MIRROR SUPPORT 	2 pcs

STEP 1

Attach " MIRROR SUPPORT " to MIRROR FRAME .
Fix the "MIRROR SUPPORT " to MIRROR FRAME
thru the pre-drilled hole with hardware "A" by
using screw-driver.

STEP 2

Fix the "MIRROR SUPPORT " to DRESSER
thru the pre-drilled hole with hardware
"A" by using screw-driver.



NOTE

- a) BEFORE ASSEMBLY, PLACE ALL TABLE PARTS ON THE CLEAN AND SOFT SURFACE TO PREVENT SCRATCHEDS.
- b) THIS PRODUCT IS HEAVY , FOR SAFETY PURPOSE , KINDLY ADVISE 2 OR MORE PEOPLE TO ASSEMBLY.

MADE IN MALAYSIA